

AV-9525

HDMI/DVI USB KVM Extender *over IP with Video-Wall*



The AV-9525 is a perfect solution for HDMI/DVI with USB 2.0 and Stereo Audio, RS232, IR over Gigabit IP Ethernet. The system includes AV-9525TL Transmitter (TX) and AV-9525R Receiver (RX). The TX connects to PC or Blu-ray player for the HDMI source, connects to a HDMI screen for the local loop out display. The RX connects to display, speaker, microphone, and USB devices. The solution is based on the standard IP technology, the TX converts input signals (video, Audio, USB, ...) to IP packets and Multicast/Unicast to Gigabit Ethernet switch. On the other end of RXs, receiving IP packets from Ethernet switch then converts back to HDMI/DVI, Stereo Audio, USB... and send to display, speaker, USB devices. The Encoder/Decoder engine built with Scaling function, multiple RXs are flexible to be configured as Video-Wall displays. Perfect for AV Broadcasting, KVM Matrix Control, Video-Wall applications like informational displays, entertainment, boardrooms, courtrooms, medical, military, and education digital signage.

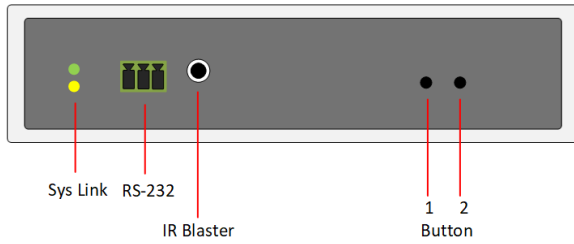
Features

- ❖ Support HDMI 1080p or DVI 1920x1200 resolution.
- ❖ Based on Gigabit Ethernet Switch, easy cabling, easy installation, easy maintain.
- ❖ Support one-to-one (Unicast), one-to-many (Multicast) for AV real time broadcasting.
- ❖ Support many-to-many Group Broadcasting if the Ethernet switch enabled the IGMP.
- ❖ Support USB for KVM PC control, you can attach keyboard, mouse, touch screen, USB storage at the Receiver site to control the PC at the Transmitter site.
- ❖ The Encoder/Decoder engine built with Scaling function, multiple RXs are flexible to be configured as Video-Wall with 180, 270° Rotation.
- ❖ Tx Supports HDMI loop out for local display.
- ❖ Support 3.5mm stereo audio, you can use speaker/microphone at the Receiver.
- ❖ Support IR option, you can use the IR remote control at Receiver site to control the set-top box at the Transmitter site.
- ❖ Support RS-232 bridge option, you can send RS-232 data in between PC and screens.
- ❖ Pure hardware design, plug-and-play, no additional software installation required.
- ❖ Built-in HTTP for the IP address, device name, Multi/Unicast, Baud Rate, ... settings.
- ❖ Provide Setting Program for network Online TX/RX Setup.
- ❖ Provide Connection Manager Software for Transmitters/Receivers Connection Management.
- ❖ Provide Video-Wall Manager Software for Video-Wall Configuration and Operation Management.
- ❖ Support DC 9 ~ 32V power supply for industrial application.
- ❖ FCC, CE, RoHS compliant.

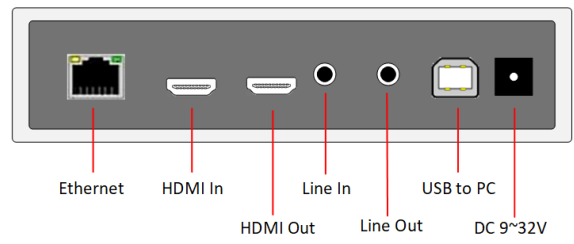
Front, Rear View

AV-9525TL Transmitter

Front View

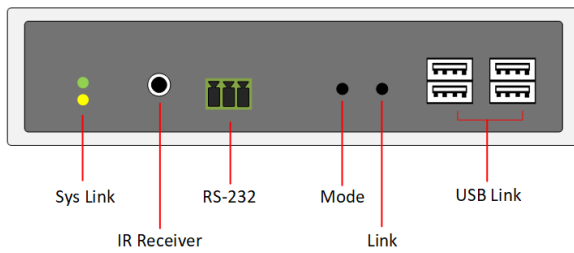


Rear View

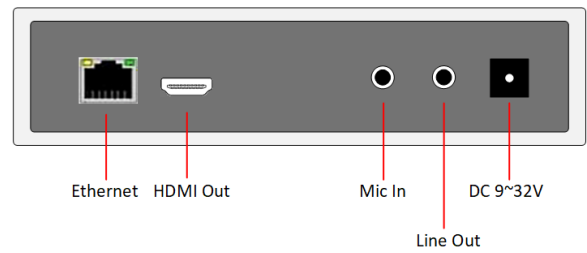


AV-9525R Receiver

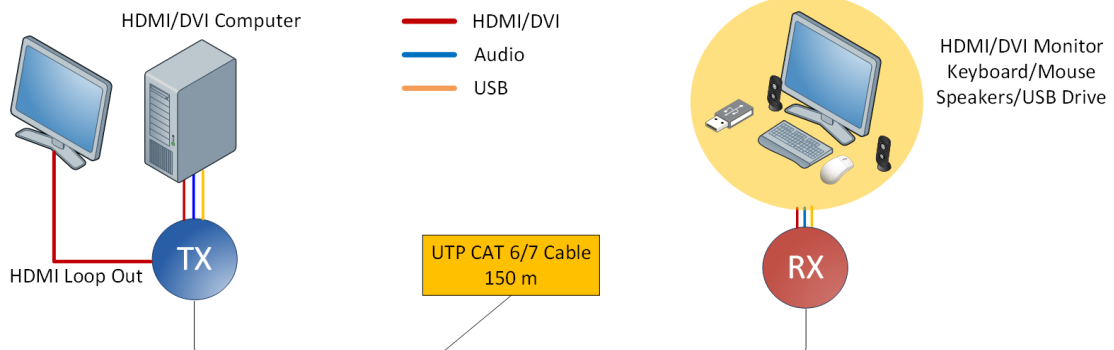
Front View



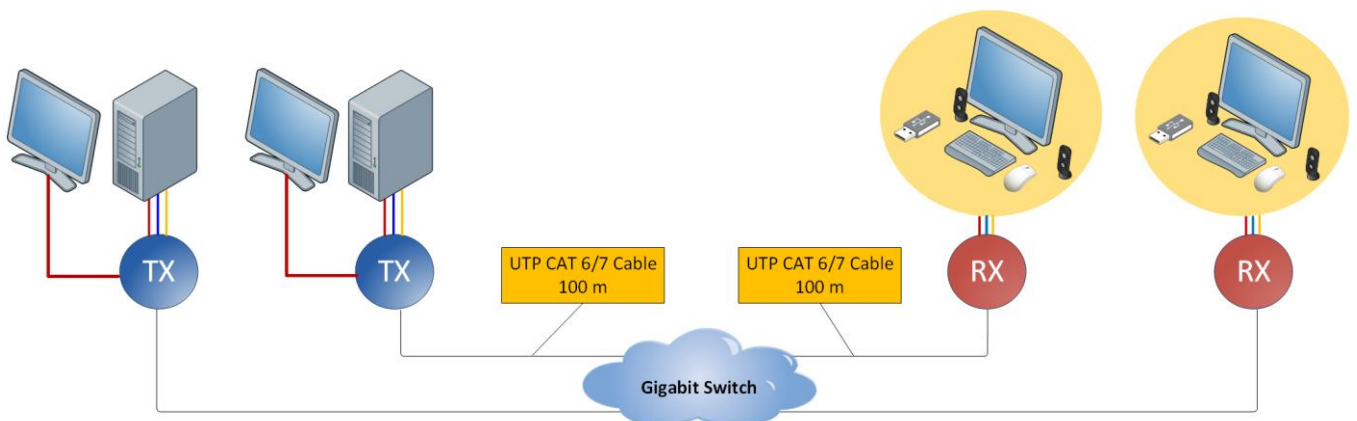
Rear View



One-to-One Direct Connection



Many-to-Many Ethernet Switch Connection



Specification

Model No.		Transmitters	Receiver
		AV-9525TL	AV-9525R
Connectors	HDMI connector for HDMI/DVI input	1	N/A
	HDMI connector for HDMI/DVI output	N/A	1
	HDMI Loop Out	1	N/A
	Power	DC 9~32V, 15W	DC 9~32V, 20W
	Network Port	1 x RJ45 Gigabit	
	USB Upstream (to PC)	1 x USB-B	N/A
	USB to Devices	N/A	2 x USB-A 2.0 + 2 x USB-A 1.1
	Mounting Holes	Yes	
	3.5mm Line-In	1	N/A
	3.5mm Mic-In	N/A	1
	3.5mm Line-Out	1	
	IR remote control (option)	1 x IR Blaster	1 x IR Receiver
	RS-232	Yes	
Resolution		1080p or PC 1920 X 1200 @ 60Hz	
Inter-connect Cable		CAT 6 / 7	
Environment	Operation Temperature	0~50°C	
	Storage Temperature	-20~ 85°C	
	Humidity	0~80% Non-condensing	
Physical Properties	Material	Metal (Black)	
	Weight	453 g	458 g
	Dimension	150x110x28mm	150x110x28 mm

Diagram

